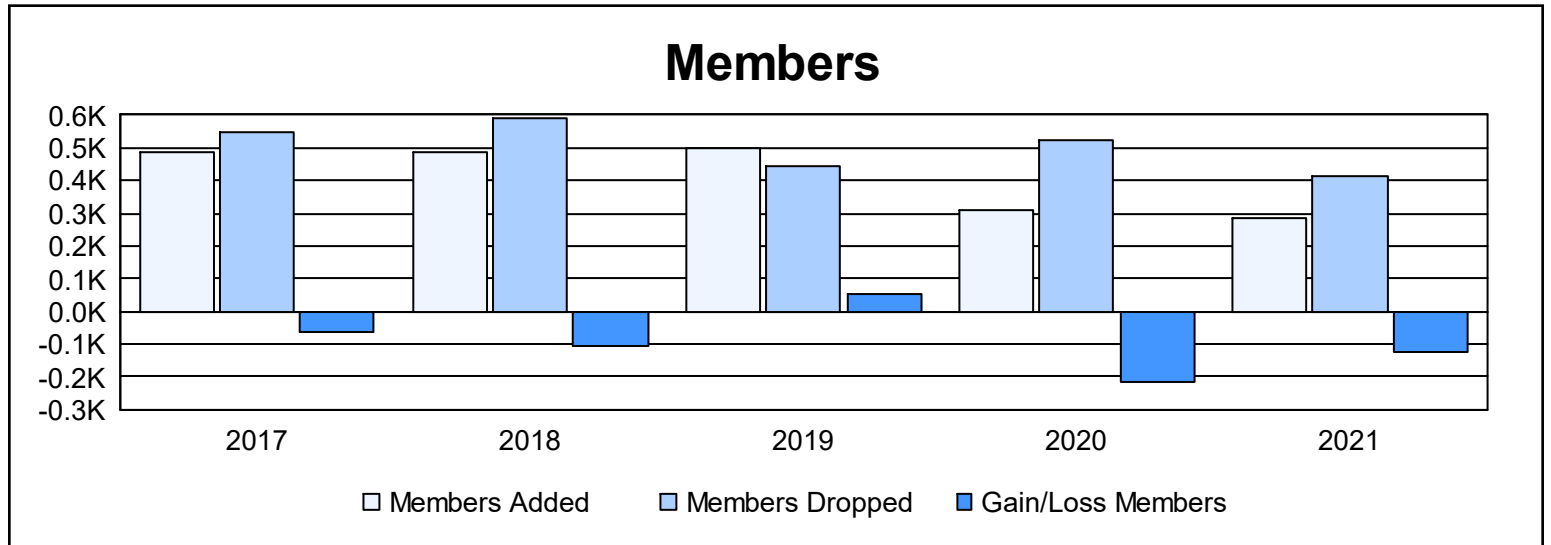
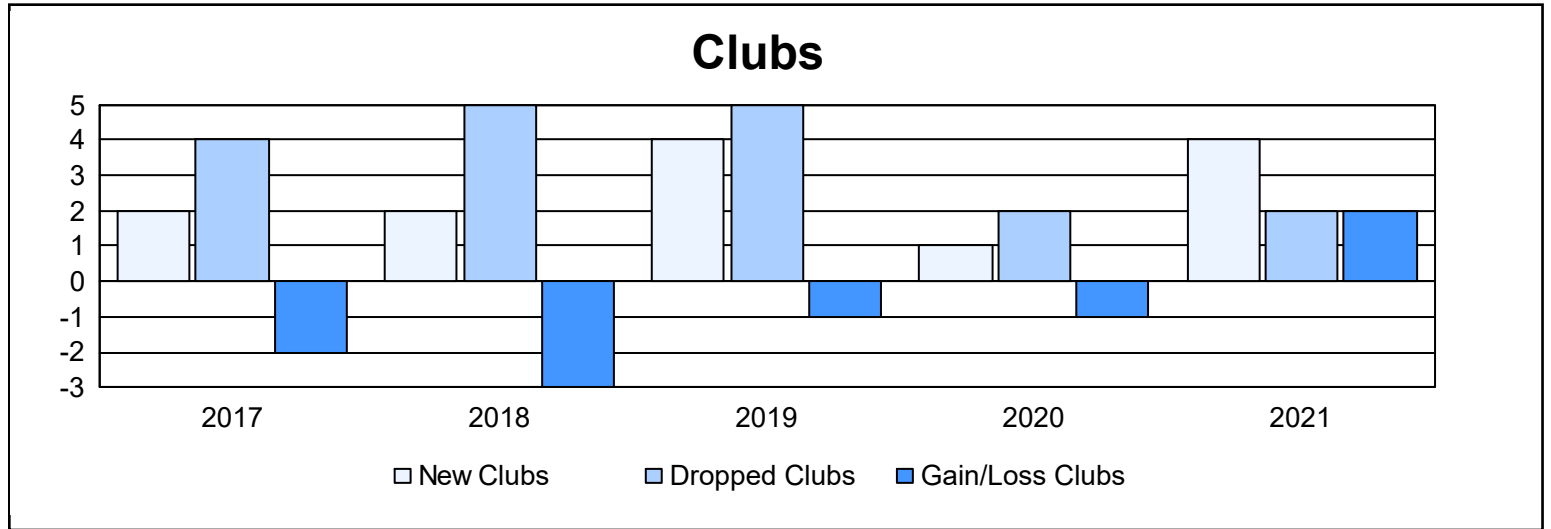


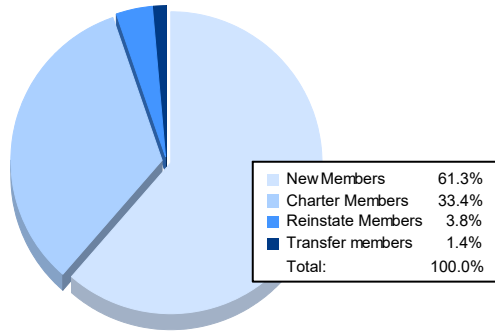
Multiple District U

As of June 2021 Cumulative

Year	New Clubs	Dropped Clubs	Gain/ Loss Clubs	New Members	Charter Members	Reinstate Members	Transfer Members	Total Member Added	Total Members Dropped	Gain/ Loss Members
2016-2017	2	4	-2	382	63	19	21	485	549	-64
2017-2018	2	5	-3	385	47	46	11	489	592	-103
2018-2019	4	5	-1	308	144	18	27	497	445	52
2019-2020	1	2	-1	237	24	39	8	308	522	-214
2020-2021	4	2	2	176	96	11	4	287	413	-126
Average	3	4	-1	298	75	27	14	413	504	-91



Membership Composition June 2021 Cumulative



Gender Composition June 2021 Cumulative

